



REMOTE CONTROL CENTRALISED DOOR LOCKING

(A)



85-290

7 - GREEN (+) TO RED
8 - BROWN (-) TO BLACK + VIOLET
1 BROWN / BLUE - LOCKS - GREEN
2 BROWN / YELLOW - UNLOCKS - BLUE




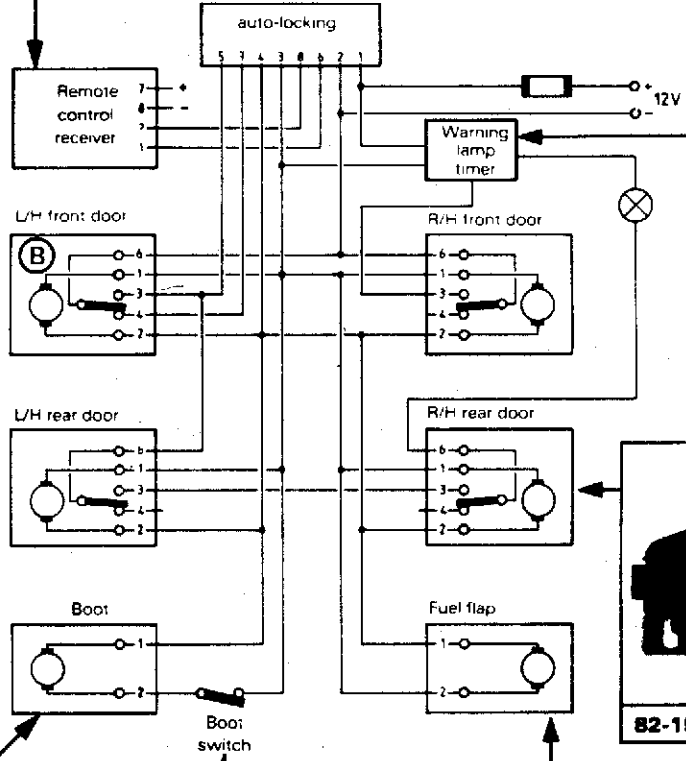
Control unit

PRINCIPLE OF OPERATION


Locking or unlocking is done by connecting terminals 5 or 7 and 8 or 6 of the control unit to earth, either by the receiver (A) or by the driver's door (B).

NOTE:


For R/H drive cars reverse the front doors on the circuit diagram (L/H front door becomes R/H front door)




82-1528



82-1594



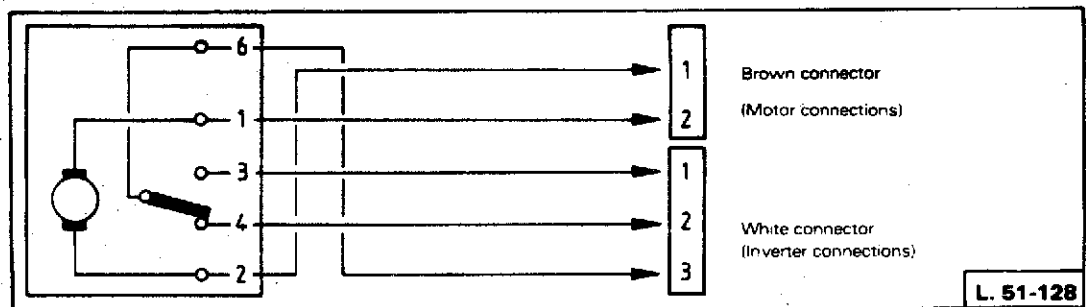
82-1526



82-1624



82-1620



L. 51-128